


TJN

TJN with swirl unit and cap for throw distance reduction




THERMAL ACTUATOR WITH SHAPE MEMORY ALLOY

Thermal actuator with shape memory alloy




DISCHARGE ANGLE INDICATOR

Discharge angle indicator



THROW DISTANCE 65%

TJN with swirl unit and cap for throw distance reduction



TJN IN WHITE, SIMILAR TO RAL 9010

TJN in white, similar to RAL 9010



TJN WITH OUTER CASING

TJN with outer casing

TJN

ACOUSTICALLY AND TECHNICALLY OPTIMISED, FOR INSTALLATION IN WALLS AND ON RECTANGULAR AND CIRCULAR DUCTS, ADJUSTABLE – MADE OF PLASTIC

The new TJN jet nozzle offers improved acoustic characteristics and is also more energy-efficient

- Nominal sizes: 160, 200, 250, 315 and 400 mm
- Volume flow rate range 20 – 1000 l/s or 72 – 3600 m³/h
- Visible parts made of high-grade polymer in white aluminium or pure white
- Optimised nozzle contours
- Discharge angle indication, discharge angle limiting and setting -30 – +30 on a concealed scale
- Easy-to-remove face cover ring with bayonet fixing

Optional equipment and accessories

- 5 nominal sizes, each with a circular spigot or, as an option, with a connection piece for circular or rectangular ducts
- Swirl unit with acoustically optimised air control blades with unique saw tooth edges and cap for two-step reduction of the throw distance
- External electric actuator of compact height
- Electric actuator allows for integration with the central BMS
- Internal thermal actuator with shape memory alloy for the self-powered adjustment of the discharge angle
- All variants also available with outer casing

General information



Application

- Jet nozzles as supply air diffuser, with a long throw distance
- For production halls, gymnasiums, theatres and conference rooms as well as for large internal spaces in airports, railway stations and shopping centres
- Attractive design element for building owners and architects with demanding aesthetic requirements
- For supply air to room air temperature differences from -12 – +20 K
- Adjustable discharge angle, from -30 - +30°, for switching between heating and cooling mode
- For push fitting directly onto circular ducts or as a branch off circular or rectangular ducts

Special features

- Easy-to-remove face cover ring with bayonet fixing
- Swirl unit with acoustically optimised air control blades with unique saw tooth edges and cap for two-step reduction of the throw distance
- Discharge angle indication, discharge angle limiting and setting -30 – +30 on a concealed scale
- Electric or thermal actuator as options

Nominal sizes

- 160, 200, 250, 315, 400 mm

Variants

Connection

- Duct connection (direct connection)
- K: for rectangular ducts
- R: for circular ducts

Actuator

- Manual adjustment
- E*: electric actuator
- T1: thermal actuator

Parts and characteristics

- Nozzle with acoustically optimised contours and adjustable discharge angle from -30 - +30°, in increments of 5°
- Flange with position indicator (scale) and adjustable end positions, concealed by a face cover ring
- Spherical nozzle casing with spigot
- Outer casing (optional)
- Connection piece for circular and rectangular ducts (optional)
- Actuator (optional)

Attachments

- C: outer casing

Accessories

- Swirl unit and cap for throw distance reduction

Construction features

- Spigot suitable for circular ducts to EN 1506 or EN 13180
- Spigot with double lip seal

Materials and surfaces

- Flange frame, face cover ring, nozzle, swirl unit and cap made of ABS plastic, UL94, V-0, flame retardant
- Spherical nozzle casing made of galvanised sheet steel
- Connection pieces for circular and rectangular ducts made of galvanised sheet steel
- Double lip seal made of rubber
- Exposed surface is pure white, similar to RAL 9010
- S1: white aluminium, similar to RAL 9006

Standards and guidelines

- Sound power level of the air-regenerated noise measured according to EN ISO 5135

Maintenance

- Low-maintenance, as construction and materials are not subject to wear
- Inspection and cleaning to VDI 6022